

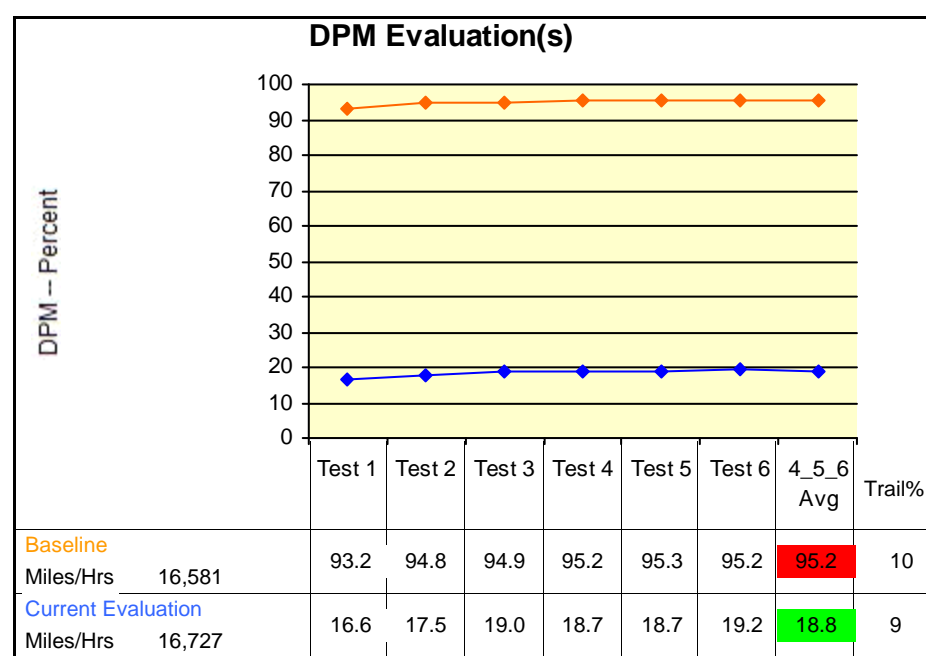
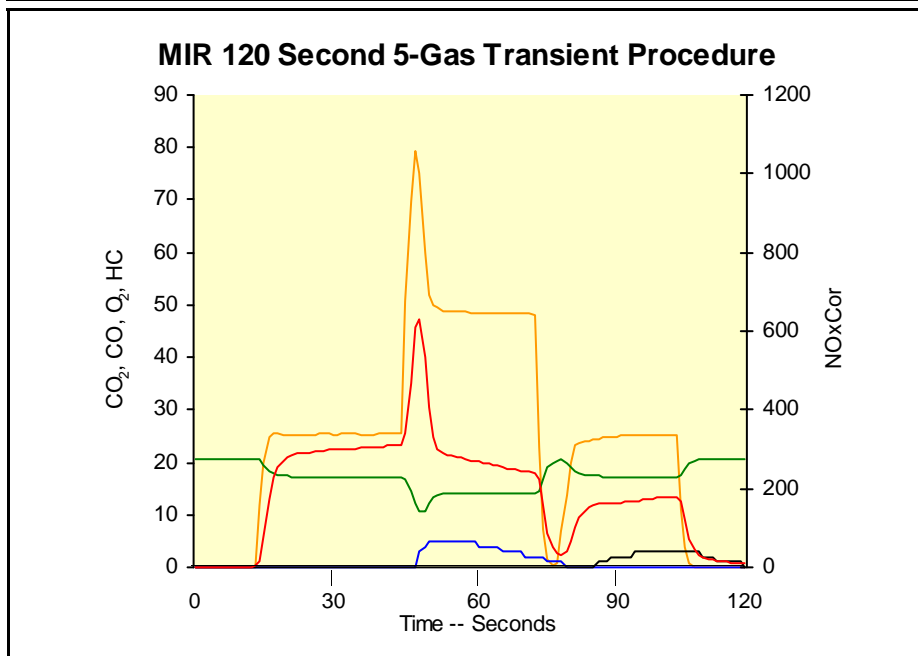
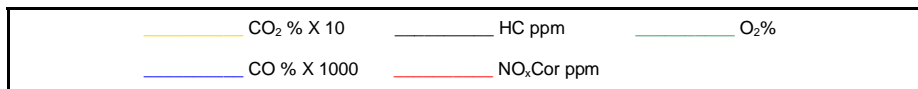
Vehicle # 15

Evaluation Date: 10/26/2009

Evaluation Type: Install Cmax

Year:	2000	Engine mfr:	Caterpillar
Vehicle type:	Haul truck	Engine model:	3408
Vehicle model:	769D	Injection type:	E
Vehicle SN:		Fuel type:	#2 Diesel

Annual fuel consumption (gal):		16,000
Average DPM Density (%):	Baseline	95.2
Calculated fuel loss (gal):	9/14/2009	3,046
Calculated DPM produced (lbs.):		1,234
Average DPM Density (%):	Current Evaluation	18.8
Calculated fuel loss (gal):	10/26/2009	603
Calculated DPM produced (lbs.):		244



Recommendations:

No action recommended at this time.

NOTE - DPM should clean up further over the next 100 hours with the C-Max installed